
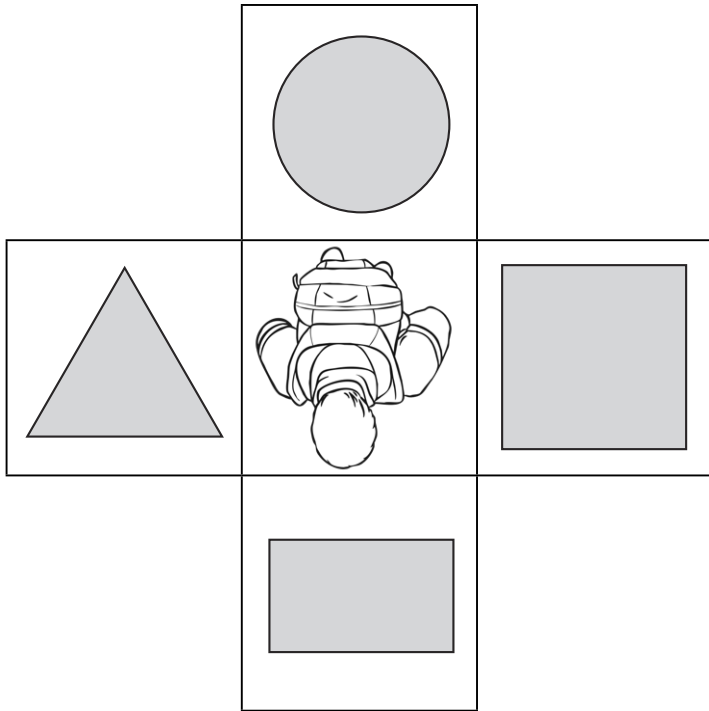


Right Angles in Turns

To identify and describe right angles in turns.



Use the diagrams to help you complete the table.




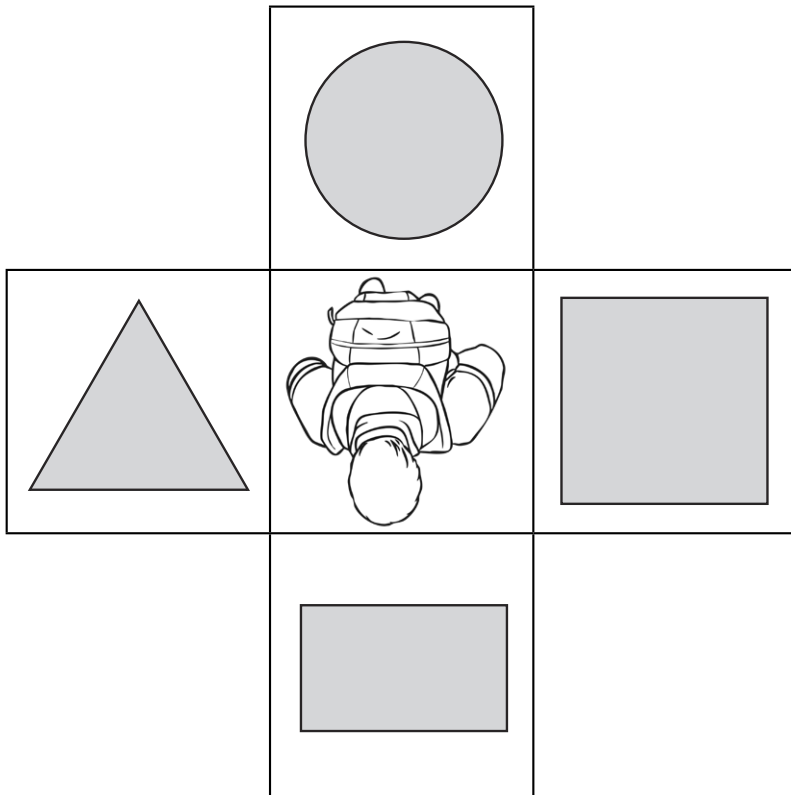
Start Facing	Turn	Finish Facing
Rectangle	1 right angle clockwise	
Rectangle	1 right angle anticlockwise	
Rectangle	2 right angles clockwise	
Rectangle	2 right angles anticlockwise	
Rectangle	3 right angles clockwise	
Rectangle	3 right angles anticlockwise	

Right Angles in Turns

To identify and describe right angles in turns.



Use the diagrams to help you complete the table.





Start Facing	Turn	Finish Facing
Rectangle	1 right angle clockwise	
Square	1 right angle anticlockwise	
Triangle	2 right angles clockwise	
Circle	2 right angles anticlockwise	
Rectangle	3 right angles clockwise	
Triangle	3 right angles anticlockwise	

Right Angles in Turns

To identify and describe right angles in turns.



Use the diagrams to help you complete the table.



Start Facing	Turn	Finish Facing
Rectangle	1 right angle clockwise	
Triangle	2 right angles anticlockwise	
Pentagon	2 right angles clockwise	
Circle	3 right angles anticlockwise	
Square	3 right angles clockwise	
Hexagon	2 right angles anticlockwise	

Right Angles in Turns **Answers**

Start Facing	Turn	Finish Facing
Rectangle	1 right angle clockwise	Triangle
Rectangle	1 right angle anticlockwise	Square
Rectangle	2 right angles clockwise	Circle
Rectangle	2 right angles anticlockwise	Circle
Rectangle	3 right angles clockwise	Square
Rectangle	3 right angles anticlockwise	Triangle

Right Angles in Turns **Answers**

Start Facing	Turn	Finish Facing
Rectangle	1 right angle clockwise	Triangle
Square	1 right angle anticlockwise	Circle
Triangle	2 right angles clockwise	Square
Circle	2 right angles anticlockwise	Rectangle
Rectangle	3 right angles clockwise	Square
Triangle	3 right angles anticlockwise	Circle

Right Angles in Turns **Answers**

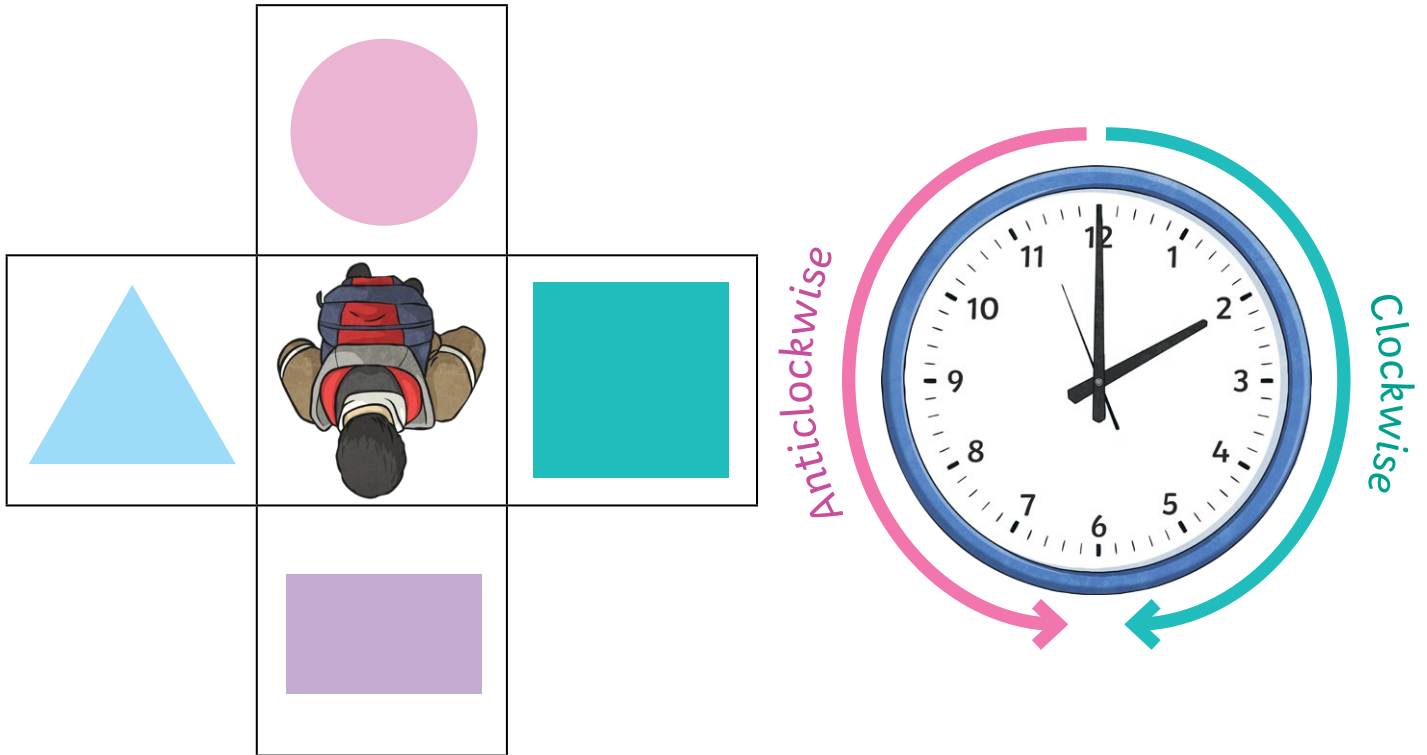
Start Facing	Turn	Finish Facing
Rectangle	1 right angle clockwise	Triangle
Triangle	2 right angles anticlockwise	Square
Pentagon	2 right angles clockwise	Cross
Circle	3 right angles anticlockwise	Square
Square	3 right angles clockwise	Circle
hexagon	2 right angles anticlockwise	Star

Right Angles in Turns

To identify and describe right angles in turns.



Use the diagrams to help you complete the table.



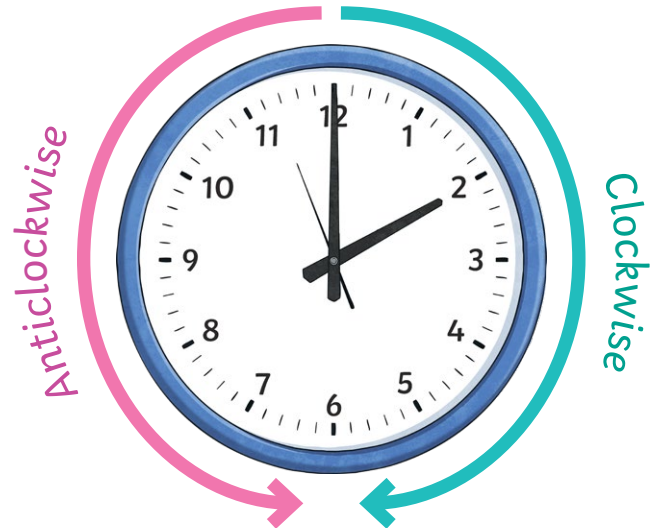
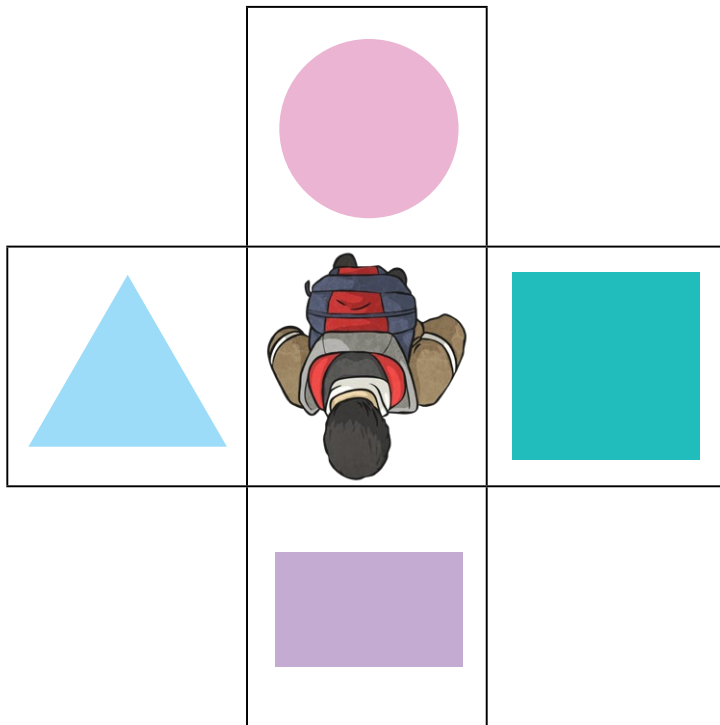
Start Facing	Turn	Finish Facing
Rectangle	1 right angle clockwise	
Rectangle	1 right angle anticlockwise	
Rectangle	2 right angles clockwise	
Rectangle	2 right angles anticlockwise	
Rectangle	3 right angles clockwise	
Rectangle	3 right angles anticlockwise	

Right Angles in Turns

To identify and describe right angles in turns.



Use the diagrams to help you complete the table.












Start Facing	Turn	Finish Facing
Rectangle	1 right angle clockwise	
Square	1 right angle anticlockwise	
Triangle	2 right angles clockwise	
Circle	2 right angles anticlockwise	
Rectangle	3 right angles clockwise	
Triangle	3 right angles anticlockwise	


Right Angles in Turns

To identify and describe right angles in turns.



Use the diagrams to help you complete the table.



Start Facing	Turn	Finish Facing
Rectangle	1 right angle clockwise	
Triangle	2 right angles anticlockwise	
Pentagon	2 right angles clockwise	
Circle	3 right angles anticlockwise	
Square	3 right angles clockwise	
Hexagon	2 right angles anticlockwise	

Right Angles in Turns **Answers**

Start Facing	Turn	Finish Facing
Rectangle	1 right angle clockwise	Triangle
Rectangle	1 right angle anti-clockwise	Square
Rectangle	2 right angles clockwise	Circle
Rectangle	2 right angles anti-clockwise	Circle
Rectangle	3 right angles clockwise	Square
Rectangle	3 right angles anti-clockwise	Triangle

Right Angles in Turns **Answers**

Start Facing	Turn	Finish Facing
Rectangle	1 right angle clockwise	Triangle
Square	1 right angle anti-clockwise	Circle
Triangle	2 right angles clockwise	Square
Circle	2 right angles anti-clockwise	Rectangle
Rectangle	3 right angles clockwise	Square
Triangle	3 right angles anti-clockwise	Circle

Right Angles in Turns **Answers**

Start Facing	Turn	Finish Facing
Rectangle	1 right angle clockwise	Triangle
Triangle	2 right angles anti-clockwise	Square
Pentagon	2 right angles clockwise	Cross
Circle	3 right angles anti-clockwise	Square
Square	3 right angles clockwise	Circle
hexagon	2 right angles anti-clockwise	Star